



Ocean Technologies is a marine equipment manufacturing brand developed by Matromarine Products, an internationally recognized manufacturer of high quality products used in the recreational and commercial marine industries. The worldwide sales, marketing and distribution of Ocean Technologies products is conducted by selected marine professional groups the world over. Nearly 41 years of experience providing solutions for marine equipment need to ensure a high quality standard. We are certified ISO 9001. Today Matromarine is producing not only toilets and pumps, but can boast of a range of over 100 articles for pleasure crafts, many of which are bearing the mark and the approval of R.I.N.A., according to Solas rules. Today the use of advanced technology enables Matromarine to reach the highest International Quality Standards, allowing the creation of highly competitive products that are exported daily to more than 56 countries. Thanks to own experience, innovations and trade expansion in the last few years, Matromarine is now acknowledged as a leading manufacturer in this business field. This is also due to a skilled and versatile organization offering a top qualified and professional management team geared to the needs of the individual customer.



CONTENTS:

- Marine toilets 4
- Wastewater handling 11
- Marine pumps 14
- Marine lights 21
- Blowers and horns 24
- Drawing and service parts 26
- Matromarine worldwide 31

Since high quality has always been a signature trademark of all Matromarine products, you can be sure that you'll receive only top marketed quality products.

CE marked according to the following Standards:
 EN 55014 Radio disturbance
 ISO 8846 Protection against Ignition of surrounding flammable gases

IMPORTANT:
 We are manufacturers of all articles shown in the catalogue. Upon request we can supply electric motors and equipments at low tension according to your specification.




Marine Toilets & Waste kit

There is a matromarine toilet to suit every boat and budget. Matromarine toilets are the world's best selling designed for ease of service in restricted spaces with all the fastenings facing the front or the top. Performance, reliability, noise level and design have really reached the highest standards.

Available in 3 different basic models: electric standard, electric silent or manual operation, the fine finish and well thought design of these toilets is remarkable. Made of white vitreous porcelain, and with corrosion resistant parts throughout, matromarine toilets are silent, robust and easy to clean. All toilets are built around a simple, very easy and interchangeable macerator jet pump. Reliability has been proven over three decades in a variety of matromarine toilet models and around 900.000 units sold all over the world under ocean technologies brand and other private label leaders in the marine field. Each and every toilet is designed, manufactured and manually tested to provide years of trouble free service. These toilets have got a soft close seat to prevent any noise that could disturb the sleep and the peacefulness of the people onboard. Luxury toilets are equipped with Duroplast seat and lid with quick-release as standard. The quick-release system enables the removal of the whole seat unit on the touch of a button. This makes the cleaning of all toilet spots much easier. New flushing system available for the whole range of ocean technologies toilets. This new intake elbow with innovative




spray nozzle maximizes hygiene thanks to the high pressure water jet. Low water consumption per flow. Now cleaning will be faster and better and finally covering 100% of the bowl rinse surface. The high rotation speed of the new macerator pump and the geometric design of its piping create a great vacuum able to remove water and organic waste from the bowl. The centrifugal pump on the silent version of Luxury and Laguna toilets (picture a) is complies with iso 13857 (machinery safety distances). All toilets are equipped with exclusive seats and can fit an integrated bidet system



NEW SPRAY NOZZLE



NEW PUMP <80 DB.



PICTURE A

Electric Evolution Toilets

Matromarine has realized a range of toilets where performance, reliability, noise level and design have really reached the highest standards. The running cycle is completely automatic and eliminates wastewater through a high-performance pump that allows drainage of waste up to 4 m. in height and at a distance of 40 m. New flush pump integrated in the whole kit with 360° orientable discharge port connection 1" and 1" 1/2. Noise level is optimized against the standard electric toilets and reduced up to 30% lower while performance is increased of 50%. A special new duck valve on the discharge port connection prevents any return of black water.



- Combined pump unit for flushing and wasting
- Extremely silent operation
- New high-performance discharge pump
- Kit conversions are interchangeable with Jabsco, TMC, RM69, SPX etc.
- Reversible pump mounting on left or right handed installation
- All corrosion resistant material for marine use .
- Spray nozzle elbow and soft close seat



PART. N.	BOWL TYPE	VOLT	AMP	SEAT TYPE	SOFT CLOSE	CONVERSION KIT	DIMENSION IN MM. (width,depth,height) Open=high with seat open	KG	HOSE CONNECTION (ORIENTABLE 360°)
6400000712	COMPACT	12	17	6500000002	YES	5600000112	335X420X390(670)OPEN	10	25 MM, 38 MM
6400000724	COMPACT	24	8	6500000002	YES	5600000124	335X420X390(670)OPEN	10	25 MM, 38 MM
6400000812	COMFORT	12	17	6500000004	YES	5600000112	365X460X385(730)OPEN	11	25 MM, 38 MM
6400000824	COMFORT	24	8	6500000004	YES	5600000124	365X460X385(730)OPEN	11	25 MM, 38 MM
6400000312	SPACE SAVER	12	19	6500000002	YES	5600000112	335X420X325(670)	9	25 MM, 38 MM

Manual toilets:

Our newest design allows the boat owner or service agent to easily replace the existing toilet without having to bore new holes. Can easily substitute Jabsco, RM and many other brands. Fixing holes are same of Jabsco manual Toilet. The toilet may be mounted both above and below the waterline; the fitted pump is a self priming one; the reversible left-handed pump mounting enables to install the toilet indifferently on both sides; waste discharge is possible both over-board and into a holding tank on board; Soft close plastic seat or wooden seat- Gross weight 10 kg



- Kit conversions are interchangeable Jabsco, TMC, RM69, JP, etc.
- Reversible pump mounting on left or right handed installation
- Full sized external seal housing allows quick clean seal replacement and instant access to pump cylinder.
- Angled pump and long stroke for more comfortable operation
- Innovative brake bushing prevents annoying leakage at the handle
- Spray nozzle elbow and soft close seat

PART. N.	BOWL TYPE	SOFT CLOSE	SEAT	PORT CONNECTIONS	CONVERSION KIT	DIMENSIONS (depth,width,height)
6800200700	Space saver	YES	6500000002	inlet. 19 mm outlet 38 mm	6100000700	400x450x295mm
6600200700	Compact	YES	6500000002	inlet. 19 mm outlet 38 mm	6100000700	400x450x340mm
6600000700	Compact	NO	6500000001	inlet. 19 mm outlet 38 mm	6100000700	400x450x340mm
6600200800	Comfort	YES	6500000004	inlet. 19 mm outlet 38 mm	6100000700	460x470x335mm

Electric Toilet silent: flush pump or electrovalve needs to be ordered apart

Electric silent (hydrovacuum): The new line of fitted design bowls in vitreous china makes this toilet very comfortable and attractive, just like a home toilet. The base is impact resistant. It can be installed either above or below the sea level. Matromarine has realized a range of toilets where performance, reliability, noise level and design have really reached the highest standards. The running cycle is completely automatic and eliminates wastewater through a high-performance pump that allows drainage of waste up to 7 m. in height and at a distance of 70 m.

This hydrovacuum toilet can use an automatic water system or a flush pump installed onboard for water inlet. It is fitted with an electronic switch to regulate automatically water inlet and outlet at 2 different stages: first the bowl is filled up with clear water, and then waste is discharged by leaving the bowl empty and clean. The Luxury and Deluxe model toilets can be installed indifferently with a centralized system or with a single system. Deluxe can also operate as a bidet: in fact, it is possible to supply it equipped with an optional bidet fitting. The water consumption is very low (about 1 – 2,5). Flush pump or electrovalve to be ordered apart. Upon request bowls are available in the following colours: champagne - light green - black -blue. Port connections: Inlet. 19mm. 3/4", Outlet 25/38 1"1/2

PART. N.	BOWL TYPE	VOLT	AMP	SEAT TYPE	SOFT CLOSE	CONVERSION KIT	DIMENSION IN MM. (width,depth,height) Open=high with seat open	WEIGHT KG	BIDET FITTINGS
6600200412	SPACE SAVER	12	17	6500000002	YES	5600000712	335X420X345(620)OPEN	9,5	NO
6600200712	COMPACT	12	17	6500000002	YES	5600000712	335X420X390(670)OPEN	10	NO
6600200724	COMPACT	24	8	6500000002	YES	5600000724	335X420X390(670)OPEN	10	NO
6600200812	COMFORT	12	17	6500000004	YES	5600000712	365X460X385(730)OPEN	11	NO
6600200824	COMFORT	24	8	6500000004	YES	5600000724	365X460X385(730)OPEN	11	NO
6600200912	LAGUNA	12	19	6500000002	YES	5500019712	340X405X410(720)OPEN	18	NO
6600200924	LAGUNA	24	10	6500000002	YES	5500019724	340X405X410(720)OPEN	18	NO
6500002042	LUXURY LOW	12	30	6500000007	YES	5500019812L	365X455X385(790)OPEN	20	NO
6500002044	LUXURY LOW	24	16	6500000007	YES	5500019824L	365X455X385(790)OPEN	20	NO
6500002242	LUXURY STD	12	30	6500000007	YES	5500019812	365X455X455(860)OPEN	21	NO
6500002244	LUXURY STD	24	16	6500000007	YES	5500019824	365X455X455(860)OPEN	21	NO
6500003212	DELUXE STANDARD	12	25	6500000008	NO	5500019812	365X455X455(840)OPEN	21	YES
6500003224	DELUXE STANDARD	24	13	6500000008	NO	5500019824	365X455X455(840)OPEN	21	YES



All silent toilets are supplied with IC. Intelligent control system panel 3 function control :Before use,After use, Short use and with a Trimmer to regulate flow rate from 1 to 5 liters.



Alternatively A Rocker switch with Carling components can be supplied

Electric silent compact/ Space saver.

Electric silent comfort.

Deluxe STD. silent



Laguna electric silent soft close seat



Luxury STD "soft close" seat.



Luxury low "soft close" seat.



Electric standard toilets

The well proven and popular electric standard toilets with combined pump unit for flushing and wasting . All metal parts and screws are in stainless steel. The base is in impact resistant material. Can be installed either above or below the sea level. A special macerator pump allows the expulsion up to 3.50 m in height. Self priming up to 1,5 mt. vertically. Equipped with seat lid and control panel. Port connections: inlet. 19mm. 3/4" and outlet 25/38mm. 1" & 1" 1/2. Space saving thanks to the possibility of rotating 90 degrees the pump and provided accessibility for servicing

PART. N.	BOWL TYPE	VOLT	AMP	SEAT TYPE	SOFT CLOSE	CONVERSION KIT	DIMENSION IN MM. (width,depth,height) Open=height with seat open	KG
6500000412	SPACE SAVER	12	17	6500000002	YES	5500000712	335X420X345(630)OPEN	11
6500000424	SPACE SAVER	24	8	6500000002	YES	5500000724	335X420X345(630)OPEN	11
6500000712	COMPACT	12	17	6500000001	NO	5500000712	335X420X390(675)OPEN	12
6500000724	COMPACT	24	8	6500000001	NO	5500000724	335X420X390(675)OPEN	12
6700000712	COMPACT	12	17	6500000002	YES	5500000712	335X420X390(675)OPEN	11
6700000724	COMPACT	24	8	6500000002	YES	5500000724	335X420X390(675)OPEN	11
6700000812	COMFORT	12	17	6500000004	YES	5500000712	365X460X385(730)OPEN	12
6700000824	COMFORT	24	8	6500000004	YES	5500000724	365X460X385(730)OPEN	12
6500200912	LAGUNA	12	24	6500000002	YES	5500019112	340X405X410(720)OPEN	18
6500200924	LAGUNA	24	12	6500000002	YES	5500019124	340X405X410(720)OPEN	18
6500002412	LUXURY LOW	12	30	6500000007	YES	5500003812	365X455X385(790)OPEN	20
6500002424	LUXURY LOW	24	15	6500000007	YES	5500003824	365X455X385(790)OPEN	20
6500002612	LUXURY STD	12	30	6500000007	YES	5500003812	365X455X455(860)OPEN	22
6500002624	LUXURY STD	24	16	6500000007	YES	5500003824	365X455X455(860)OPEN	22

All standard toilets are supplied with a one push button flushing for easiness of operation



Electric standard space saver



Electric standard compact



Electric standard comfort



Laguna electric standard



Luxury low



Luxury standard.



ELECTRIC EVOLUTION CONVERSION KIT:



Conversion kits

Converts compact and comfort bowl of most toilets with 4 bolt fixing bowls and bolt centres on a 95 mm (3 3/4") diameter circle such as Matromarine, Jabsco, TMC, Raritan, RM69, Johnson Pump, Theford, Lalizas. Included kit contains all necessary parts, such as stainless steel bolts and washers, hose and gaskets and in most toilets control panel as well.

Manual

CD:6100000700



Electric standard

CD:5500000712 12V.
CD:5500000724 24V.



Electric silent for flange bowl

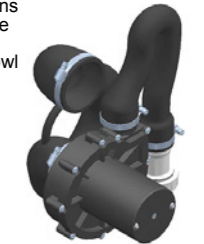
CD:5600000712 12V
CD:5600000724 24V.



Suit also all deluxe, luxury bowl manufactured before 2012. and toilets having 4 bolt fixing bowls and bolt centres on a 95 mm

Electric silent new.

CD:550019712-24 12/24V
for Laguna Bowls.
CD:550019812-24 12/24V.
for Luxury/Deluxe bowls STD
Luxury low versions have another hose connection so always specify bowl type.



SPARE SEATS:

Compact and comfort version are interchangeable with JABSCO, SPX, TMC, RM69, TMC toilets.

CD:6500000001 wooden seat for space saver, compact and laguna bowls

CD:6500000002 soft close seat for space saver, compact and laguna bowls

CD:6500000004 soft close seat for comfort bowls

CD:6500000007 duroplast soft close seat for luxury bowls

CD:6500000008 Thermosetting top quality material seat with ss hinges for deluxe bowls can mount bidet fittings 6500000015

CD:6500000013 Thermosetting soft close top quality material seat with ss hinges for luxury




VENTED LOOPS:

CD:6000100015 Port Connection 38

CD:6000100013 Port Connection 25

CD:6000100010 Port Connection 19



Indispensable component for inlet and discharge pipes of manual and electric toilets installed below the waterline. Manual and electric marine toilets flushed with sea or river water require connections through the hull below water level

Y-VALVES:

A universal valve to discharge either overboard or into waste tanks designed for long distance control by means of a push-pull cable. It can be used in three ways: 1) the water from the toilet is flushed into the sea or into the waste tank; 2) the water is discharged from the waste tank into the sea by means of a macerator or on the quay by means of a suction pump; 3) the macerator discharges into the sea or on the quay by means of a suction pump. Can be pad-locked.

CD:6000100025
Port connection 38 mm.



CD:6000200025

Equipped with extra 25 mm straight inlet port and handle extension. Can be operated through bulkhead. 2x Orientable 360 degrees outlet port connections 38 mm



ELECTROVALVE:

For centralized system with fresh water
 CD:6500102012
 CD:6500102024
 Port Connection 1/2 mm hose
 Can be ordered together with all series of electrical silent toilets.



New economy version with the pump body in plastic. Port connection In 13 mm Out 19 mm included
 CD:6500103012



FLUSH PUMP

Newest generation of silent pumps equipped with 4 diaphragms
 Indispensable equipment to supply water on all series of electrical silent toilets.
 Delivery: 12 litres
 CD. 2500001212 12 V.
 CD. 2500001224 24 V



CONTROL PANELS FOR TOILETS

CD:6000000715 for electric std.(manual operation)
 CD:6500002003 for electric silent (automatic operation) with IC control system and level indicator. Extra slim and compatible with frames LEGRAND Vela/Cross
 CD:6500002002 electric silent "Carling" rocker switch (manual operation)
 CD:4500000118 probes for level indicator



CD:6500001702 electric standard with level indicator
 Built in IC Control systems with 2 automatic flush buttons:
 1) Full flush 5 seconds delivery approx. 5 litres of water
 2) Eco flush 2,5 seconds delivery approx. 2,5 litres of water.
 extra slim and compatible with frames LEGRAND Vela/Cross



BIDET:

The new line of fitted design bowls in vitreous china makes this bidet very comfortable and at the same time smart and nice to be seen, just like a home bidet.
 Matromarine manufactures two models of separate bidets designed to match Matromarine deluxe and luxury toilets and to be a complement to any marine bathroom. Same dimension of the luxury toilets.
 Delivered without tap. Fresh water is supplied through a swivel-nozzle fitted into a space in the appliance.



CD:6500000022 Bidet std.

CD:6500000023 Bidet std bevelled

BIDET FOR MARINE TOILETS:

CD:6500000016 1 tap
 CD:6500000017 2 taps
 for space saver, compact, comfort, laguna and all luxury bowls equipped with wooden seat. Soft close system do not match with any bidet system.
 CD:6500000015 mixer tap ONLY for deluxe bowls



Waste Water Treatment:

New updated version of the waste water kit with the macerator pump or diaphragm pump mounted and already connected to the tank. The system includes tank, macerator, **(y-valve is be ordered separately in all version)**, gas tank vent, activated carbon filter and control panel with probe to check the level in the tank. Matromarine holding tank systems are molded from linear low density polyethylene (LLDP) resin. Polyethylene is best-suited for holding tank constructions because of its resistance to corrosion and odor permeation, and it will last much longer than the life of a typical fiberglass hull. ISO/USCG compliance: MATROMARINE models are fully compliant with ISO 8099:2000(E) Standards. Odour-free design: MATROMARINE tanks have extra-heavy wall thickness to prevent odour permeation. Tanks can be fitted with an activated carbon filter that stops unpleasant odours from escaping through the holding tank vent.
Multiple tank outlets: most Matromarine models are equipped with two discharge outlets: one is for connection to a deckmounted discharge fitting and the other is for connection to an overboard discharge pump. **Leak-proof design:** Matromarine one-hose connection is located on top of the tank, thus eliminating all possibility of leakage due to a faulty connection below the liquid level of the tank contents. Our unique diptube design reduces the risk of clogging while keeping the residual contents in the tank to a minimum. New fast connection in strong PVC makes this kit the most easy-mounting and complete system present on the market for the treatment of waste waters. Available also in 24V. version upon request.

Equipped with Macerator already connected to the tank, carbon filter, probe, level indicator, gas tank vent, and 2 fittings carbon filter probe, level indicator, gas tank vent and 2 fittings

Equipped with Diaphragm pump



- CD. 9400000547 Kit for waste (rectangular) 47 lt.
- CD. 9400000578 Kit for waste (rectangular) 72 lt.
- CD. 9300000550 Kit for waste (rounded shape) 40 lt.
- CD. 9300000575 Kit for waste (rounded shape) 75 lt.
- CD. 94000005112 Kit for waste (rectangular) 112 lt
- CD. 9300000598 Kit for waste (rounded shape) 98 lt.

- CD. 9600000547 Kit for waste (rectangular shape) 47 l
- CD. 9600000578 Kit for waste (rectangular shape) 72 l

Silent operation and can run dry.



Y-valves needs to be ordered apart for all waste kits

All part. numbers are equipped with 12v. electrical parts. Upon request all models are available also at 24v.